



 FILTER OF HOPE



KIDS' CLEAN WATER PROJECT at home



RESOURCE KIT

KIDS' CLEAN WATER PROJECT

at home 

RESOURCE KIT

RESOURCES FOR LESSON 1	2
RESOURCES FOR LESSON 2	4
RESOURCES FOR LESSON 3	5
RESOURCES FOR LESSON 4	6
KID'S CLEAN WATER PROJECT TRIVIA GAME	7
GAMES	8
ADDITIONAL ART PROJECTS	10
KID'S CLEAN WATER PROJECT SKIT	11
FUNDRAISING IDEAS	13

ADDITIONAL RESOURCES

LESSON 1

KIDS' BOOKS

You could have your child read these books or watch the read-alouds online. Though the picture books list a younger age, older kids would enjoy them as well.

A Long Walk to Water • • • • •

by Linda Sue Park & Ginger Knowlton


Age 9-12, chapter book to purchase. There are two main characters in the book. The girl, Nya, is fetching water from a pond that is two hours' walk from her home: she makes two trips to the pond every day. The boy, Salva, becomes one of the "Lost Boys" of Sudan, refugees who cover the African continent on foot as they search for their families and a safe place to stay.

A Long Walk to Water

Audio recordings of individual chapters of the book on YouTube.

Interview with Author

Watch this video to hear from Linda Sue Park about her book.




The Water Princess • • • • •

by Susan Verde

The story of princess Gie Gie and her daily job of traveling to the well to get water.

Ages 5-8

Look for this as an e-book or watch the read aloud. It is even available through Audible for less than \$1. The Read Aloud video above includes the reading of the book followed by the story of the girl the story is based on, African model, Georgie Badiel, and her motivation to help get water to others. Also, related to this book is the video below.



Georgie Baidel: The Water Princess • • • • •

Georgie tells her story of her life and her non-profit she has created to bring water to villages like hers.




A Cool Drink of Water • • • • •

People all over the world get their water in different ways.

Ages 4-8

Look for this as an e-book or watch the read aloud here.

This book and its read aloud video explain what it is like for a child to have to travel to get water for their family.



OTHER VIDEOS ABOUT THE WATER CRISIS

For Children in Crisis, Water is Life • • • • •

Watch 10-year-old Hiba's account of how the burden of collecting water fell to her after bombing forced her family to flee their home in Homs, Syria.

Ages 9 and up

Subtitled

Before watching video with kids, ask them what their three wishes would be. Afterwards, have them compare their wishes to Hiba's.



How Long Does it Take to Get Water? • • • • •

Follow 13-year-old Aysha and her camel on her daily eight-hour trip to collect water for her family in Afar, Ethiopia.

After watching, discuss what it would be like to have to spend all day, every day fetching water for your family.



Our Hero: My Name is Rosemaine Jean • • • • •

Ages 9 and up.

See how 12-year-old Rosemaine learned how to protect her family from cholera after her brother nearly died of the waterborne disease in Bresilienne, Haiti.



Exploring Issues: Water • • • • •

Age 5 and up.

How clean water changes lives. This video shows how water is connected to health, education, and more.



YOU CAN MAKE A DIFFERENCE

Vivienne, Taking a Stand With Lemonade • • • • •

by Disney

Vivienne creates a lemonade stand to raise money for child slavery.

Ages 8 and up




ADDITIONAL RESOURCES

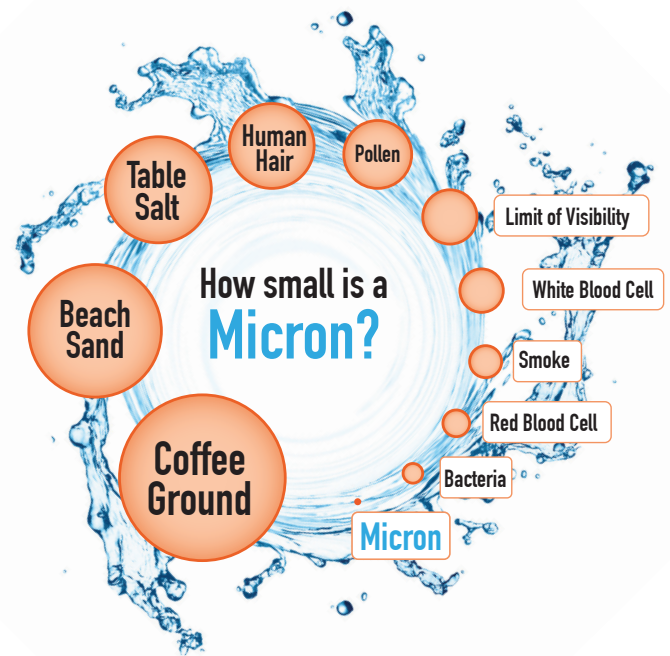
LESSON 2

HOW SMALL IS A MICRON?

The holes in the filter are 0.1 microns. **A micron is 1/10,000th of a centimeter.** Take a look at this chart to compare the size of the holes in the filter to common things like coffee grounds and salt as well as the most common germs and bacteria found in water.



Putting E coli, the smallest bacteria through the hole in the filter would be like trying to push a ping pong ball through a straw.



Math Challenge Ages 9 & up

How many times bigger are the items below than the holes in the water filter? The filter hole size is .1 micron. Write your answers next to each item.

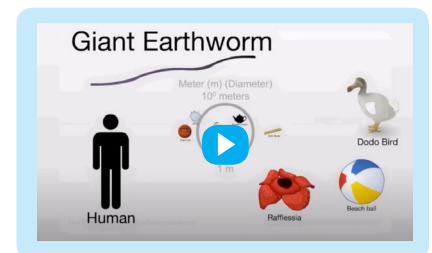
- _____ E coli = 1 micron _____ Giardia bacteria = 10 microns _____ Head of a pin = 1500 microns
 _____ Human hair = 150 microns _____ Table salt = 1000 microns

VIDEOS

Amazing How Small Nano and Micron Is • • • • •

Scientific video that compares the relative sizes of things.

For older kids—late elementary and up



How the Filter Works • • • • •

Here is another demonstration of how the filter works.

Review:

How is the water coming out clean from the filter? How does it work?



KIDS' BOOKS


You Wouldn't Want to Live Without Clean Water! • • • • •

by Roger Canavan

How would you cope in a world without water? Clean water is far, far more important than you might think!

Age 8-12

Look for this book as an e-book or at your library.



ADDITIONAL RESOURCES

LESSON 4

ACTIVITY

Word Search

Find the words listed at the bottom in the letters above.

X	E	V	H	S	V	P	O	E	D	Q	V	I	N	F
K	O	P	Y	B	B	U	I	T	D	O	J	B	V	J
L	C	A	S	F	N	T	S	L	S	M	U	F	E	E
H	O	P	E	O	X	J	S	I	R	C	U	G	Z	O
E	V	R	E	S	G	A	I	F	K	N	S	K	E	Q
T	W	H	B	H	X	H	M	E	D	B	R	X	C	O
P	D	W	V	B	E	I	T	R	Q	Z	T	A	R	N
E	T	A	Q	R	D	Z	A	A	M	A	P	H	M	S
N	T	T	Q	A	Q	I	W	F	R	U	A	A	S	K
C	C	E	T	Z	S	V	G	S	X	U	H	W	U	I
E	X	R	U	E	E	N	O	D	O	K	D	D	O	I
O	J	T	R	Q	O	W	V	U	E	A	W	K	H	F
S	Y	W	E	G	I	V	F	P	F	T	Y	X	U	M
F	W	S	U	S	E	J	Z	D	C	D	L	C	M	J

BUCKET
GIVE
JESUS
SERVE

FILTER
GOSPEL
LOVE
WATER

FUNDRAISER
HOPE
MISSION

You are going to see just how much you have learned about what people call the Global Water Crisis. We are going to play a game where I will ask you questions and you will try to come up with the right answer.

LESSON 1 • • • • •

Answer: True: Over 4,000 people die each day from unsafe drinking water (source: United Nations Development Program). That is equivalent to a child dying every 20 seconds from a preventable water related disease. CDC

LESSON 2 • • • • •

Answer: .1 micron

LESSON 3 • • • • •

Answer: Jesus wants to be our filter.

GAMES FOR ANY TIME

WATER SPONGE RELAY

What You'll Need:

- ☐ One sponge for each child
- ☐ Two buckets or containers for water per team

Prep:

- ☐ For each team, fill one bucket with water and place at starting line. Place empty bucket a set distance away on opposite side of room or area.
- ☐ Divide the kids into teams.
- ☐ Each team stands in a single-file line behind a bucket filled with water
- ☐ Give the first child in each line a sponge.

Play:

When the leader says “Go,” the first child in line will dip their sponge into the bucket and fill it with as much water as possible, then run to the opposite bucket to squeeze out their water. However, the sponge must be carried with one or two hands on the top of their heads. The next child in line repeats until everyone on the team has gone. The team that transfers the most water is the winner.



CUP TO CUP

What You'll Need:

- ☐ Two buckets per team
- ☐ One cup per team

Prep:

- ☐ Put one full bucket of water at the start
- ☐ Divide into teams
- ☐ Have one player sit right behind the bucket.
- ☐ Have the rest of the team sit in a straight line right behind the first player.
- ☐ Have the last person in line turn and face the other way so the last two players are back to back instead of facing the same direction.
- ☐ Put another smaller bucket or a bucket with a marked halfway line in front of the last player.

Play:

Give the first player an empty cup. They must dip the cup in the full bucket of water and pass it backwards over their head to the next kid. The second kid must then pass it over to the third and so on until the final kid on the team dumps the water in the cup into the empty bucket. Then pass the empty cup of water back up to the front. The first team to fill their bucket wins.



WATER BALLOON “SKEEBALL” TOSS

What You'll Need:

- ☐ Five Water Balloons per child
- ☐ Bucket/can to hold water balloons
- ☐ Five large plastic bowl—dollar store
- ☐ Waterproof point labels (use smaller numbers to make the math easier)

Prep:

- ☐ Set up bowls and point labels
- ☐ Divide into teams
- ☐ Line up teams single-file behind water balloon bucket

Play:

Each player gets 5 water balloons to toss and get as many points as possible. Team with the most points wins.



OBSTACLE COURSE • • • • •

What You'll Need:


- ☐ The internet is packed with ideas for making an at-home obstacle course. Just add water to any of them. Objects for the course such as hula hoops, balls, obstacles to climb through, etc.
- ☐ One cup per child
- ☐ Two buckets per team

Prep:

- ☐ Set up obstacle course for kids to navigate
- ☐ Place bucket full of water for each team at start
- ☐ Place empty bucket at end of course for each team—you may want to label with team letter/number
- ☐ Divide the kids into teams and place in single-file line behind full bucket

How to Play:

The kids will go through an obstacle course while carrying a cup full of water trying not to spill any water. The team who fills their bucket with the most water wins!



WATER BALLOON RELAY • • • • •

What You'll Need:

- ☐ Lots of water balloons—at least two per child
- ☐ Bucket/can to hold water balloons per team
- ☐ Cone or other marker for turn-around point per team
- ☐ One wooden spoon per team

Prep:


- ☐ Divide into teams
- ☐ Line teams single-file behind water balloon bucket

Play:

The first player gets one water balloon and places it on wooden spoon. She must carefully move to the turn-around point and come back, keeping the balloon on the spoon. If the balloon falls off, she must go back to the start and restart until she can complete the trip without dropping the balloon. She passes off the spoon to the next player and the race continues as before. The first team to finish wins.



Using watercolors on a rainy day



16 bottle cap crafts for kids

Kreattiva

www.andinspiredby.com

[illegible]

- **someone walking to get water**
- **how the filter works**
- **Your ideas for raising money for the filters**

KID'S CLEAN WATER PROJECT SKITS

This would be a fun activity to get the whole family involved.

WATER KID SKIT LESSON 1

(Child is with old brother. The older brother is holding a soccer ball and in athletic clothing, ready for soccer tryouts. The younger sibling has a backpack. They pull out their own soccer ball. The older brother laughs at them with his friends.)

Younger Sibling—Riley: I'm ready to join the team!

Big Brother: What do you mean, little one? You are too young to be on this team!

(Team joins in and laughs again. Team walks away.)

Riley: (sighs and sits down on the floor) I can't do ANYTHING. I'm too young. It's just not fair.

Coach: (Walks over to child and sits beside them) Hey, Riley. What's going on?

Riley: Everyone's laughing at me! I'm too young. I can't do anything important!

Coach: That is certainly not true, Riley! When I was your age, my dad used to say something to me when I felt this way: 'You're never too young to make a difference.' Dad helped me realize that I could do something very important: Serve others! People have needs all around you. Look around, and see how you can make a difference. Wait a minute....I have an idea! I've been looking for someone to fill a very important position on this soccer team.

Riley: (looks up at coach hesitantly, but hopefully) Really?

Coach: Yes, I'm looking for a Water Kid! I need someone to make sure everyone has enough to drink. Are you ready to make a difference on this soccer team?

Riley: (pauses to think) Okay, Coach! I'm ready to make a difference! I'll be your Water Kid!

Have you ever felt like Riley did at the beginning of the skit? It can be hard when we feel like we can't be a part of something or can't make a difference. What was it that Riley was going to do for the team? Why is that important?

WATER KID SKIT LESSON 2

(Riley the Water Kid returns home from school with backpack on and water bottles in his arms)

Mom or Dad: Hey there! How was your day today?

Riley the Water Kid: Hey Mom/Dad! My day was great! It's only been 5 days of being a Water Kid, and I'm loving it!

Mom/Dad: Really? I thought you were sad that you were too young to play on the high school soccer team with your older brother!

Riley the Water Kid: I was sad at first. I thought I was too young to do anything important. But coach helped me see that I can make a difference by doing this for others!

Mom/Dad: We are so proud of you!

Riley the Water Kid: What I didn't know is how much fun I would have while serving! Being a Water Kid and helping the guys is so much fun! It's a blast! I love being a part of the team. The guys even let me kick the soccer ball with them sometimes after practice.

Mom/Dad: You are right! Helping others is so much fun! Let's think of other ways we can have fun while helping others!

How do you think Riley's family might help others?

WATER KID SKIT LESSON 3

Mom or Dad: You've really encouraged us to look for ways to serve others around us. You know, this reminds me of how Jesus loves us and serves us!

Riley: Yeah, we learned at church last week that Jesus gives us the perfect example of how to serve others! We love others because He first loved us! I can even show the love of Jesus for others by giving them water at soccer practice!


Mom/Dad: At church, we heard about another way to serve others. It reminded us of you because it involves giving water to people!

As we just saw, Riley had no idea the big impact he would make just by serving in small ways. Small acts of service can change the world! Think of how many people would hear about Jesus from this boy's service. Ephesians 3:20 says, 'God is able to do more than we could ever ask for or imagine.' He can do more than we could imagine with our mission project this week. You never know who will hear about Jesus for the first time from receiving a water filter that YOU helped raise money for, or who will now be healthier and have clean water thanks to YOUR giving!

FILTER FUNDRAISING

FUNDRAISING: YOU CAN DO IT! • • • • •

Your challenge is to raise at least \$10—enough to give one person clean water for ten years! If you're able to raise \$40, you'll provide one filter for a whole family! **Could you raise enough to provide clean water for even more families?**



FUNDRAISING IDEAS • • • • •

Here are some ideas that people have used to raise money in the past. Whatever you do, please make sure to stay safe and follow recommended guidelines.



- **Save money for a filter fund in your personal piggy bank**
- **Do household chores.** Vacuum, dust, sweep, clean bathrooms, or clean toilets (extra cash?).

- **Eat in** and donate what you would have spent getting take-out. Help make the dinner, too.
- **Take orders for treats, artwork, etc** to be delivered at a later time.



- **Be a Trashcan Boomerang.** Ask your neighbors for a small monthly contribution to pull their trash cans from curb to the house after the garbage truck comes. More instructions and a printable flyer are in the **Kid's Clean Water Project Resource Kit** section.

- **Sell old toys, clothing, baseball cards, etc.** online.
- **Perform music, songs, cheers, or dances** through video to educate others. Ask for donations.

- **Send emails or letters** to many people you know—family members, cousins, neighbors, friends, coaches, teachers—ask them to donate to your filter fundraiser.

- Use your artistic skills with **Chalk It Up.** Ask people to hire you draw birthday and other special chalk greetings to friends, relatives, or special people on their driveways or sidewalks. You can suggest greetings like, “Awesome Pastor,” “Incredible Teacher,” or “Wonderful Grandma.” Use the flyer in the **Kid's Clean Water Project Resource Kit** to help the giver share their greeting and advertise your art fundraiser.



- **Make homemade jewelry** and sell it online.
- **Do yard work for a neighbor.** Mow, rake, weed eat, pull weeds, pick up sticks—whatever they need you to do.
- **Choose not to get dessert, snack or toy** to contribute that amount to your filter fundraising.

WHAT TO DO WITH MONEY THAT IS RAISED • • • • •

Your church may be doing this project later this summer as a group and if so, keep any money raised during the at home project to bring to the church to put toward the grand total. Your church can collect all the money raised and send it in at one time.

However if you are doing it separately from your church or you'd like to go ahead and send in your donation, you can send it to:

Filter of Hope
PO Box 48999
Tuscaloosa, AL 35404

or go to our website, filterofhope.org, and donate online. Simply select **Kids' Clean Water Project** in the drop down menu and complete the donation information.



ADDITIONAL RESOURCES TRASHCAN BOOMERANG

A GREAT FUNDRAISER FOR KIDS AND FILTERS

The Trashcan Boomerang is very simple—it's pulling the empty trash bins in your neighborhood back to the houses after the garbage truck picks up the trash. You will ask neighbors (before starting the fundraiser) to pay you a small fee each month so you can help buy water filters for families in developing countries.

The trash bins clutter the neighborhood and they sometimes fall over in the street. They even signal that no one is at home if they're left on the street all day.



STEPS TO TRASHCAN BOOMERANG SUCCESS


- 1. Print out the flyers on the following page.** Fill in all the blanks on each flyer and make copies.*
- 2. Ask your neighbors to hire you.** Here are some suggestions:
 - Pray before you go.
 - Talk to each neighbor. Give everyone a flyer, explain the Trashcan Boomerang, tell why you're doing it, and ask if they want to participate.
 - Tell them when you'll collect the money.
- 3. Write down the names and addresses of all the people who say yes.**
- 4. Once a week, pull the trash bins back to the house after the trash pickup.**
- 5. Collect the money from the neighbors.** Most people will want to follow through with their payment and some might even give you more than you asked.
- 6. Send in the money to Filter of Hope. See the explanation on page 13.**

* If you run the fundraiser longer than two or three months, you may want to collect the money each month. You can write "Trashcan Boomerang" on envelopes and pass them out to the neighbors who say they will participate. Give them one for each month. You can have them drop it off, mail it, or drop by their house to pick it up.

SAFETY IS IMPORTANT.

Please keep these precautions in mind:

- **Traffic:** Your mom or dad may need to go with you to help you stay safe.
- **Take your mom or dad with you when you go talk to your neighbors.** They can watch from the street or sidewalk while you explain the project.
- **Don't enter a neighbor's house without your parents.**
- **Do this with a brother, sister, or friend.** You can help each other be safe.



FOR \$_____ A MONTH, I WILL BE YOUR TRASHCAN BOOMERANG.

Each week after the garbage truck picks up your trash, I'll pull your empty trash cans back to your house. This keeps your trash can from falling in the street, makes it look like people are at home, and helps our neighborhood look better.

100% of the money I earn will be used to buy water filters for families.

Many families around the world drink contaminated water and kids get sick. I'm raising money to buy water filters for homes in developing countries. Each filter only costs \$40 and it lasts for 10 years. (Any additional money given will help me buy more filters.) For more information about this ministry, go to filterofhope.org.

Name: _____

Address: _____

Parent's names: _____

Contact me at: _____

I hope to raise enough money to give _____ filter(s) to families.

I'll be doing this fundraiser for _____ months.

I'll collect the money _____



FOR \$_____ A MONTH, I WILL BE YOUR TRASHCAN BOOMERANG.

Each week after the garbage truck picks up your trash, I'll pull your empty trash cans back to your house. This keeps your trash can from falling in the street, makes it look like people are at home, and helps our neighborhood look better.

100% of the money I earn will be used to buy water filters for families.

Many families around the world drink contaminated water and kids get sick. I'm raising money to buy water filters for homes in developing countries. Each filter only costs \$40 and it lasts for 10 years. (Any additional money given will help me buy more filters.) For more information about this ministry, go to filterofhope.org.

Name: _____

Address: _____

Parent's names: _____

Contact me at: _____

I hope to raise enough money to give _____ filter(s) to families.

I'll be doing this fundraiser for _____ months.

I'll collect the money _____

This special chalk
greeting has been
sent to you by

Have a wonderful day!

art by
chalk
IT UP!

100% of this donation has been made to Filter of
Hope to give a family clean water for 10 years!

filterofhope.org

This special chalk
greeting has been
sent to you by

Have a wonderful day!

art by
chalk
IT UP!

100% of this donation has been made to Filter of
Hope to give a family clean water for 10 years!

filterofhope.org